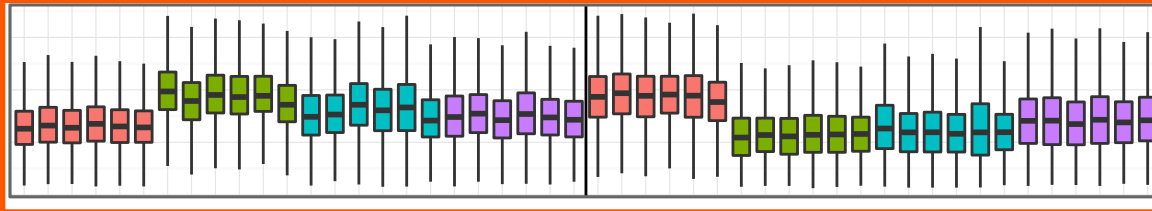


A

cell.line VS brain

B

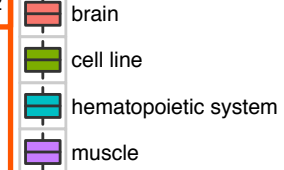


G1 > G2: 2168

G1 < G2: 2132

D

Tissue

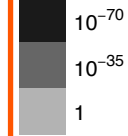


C

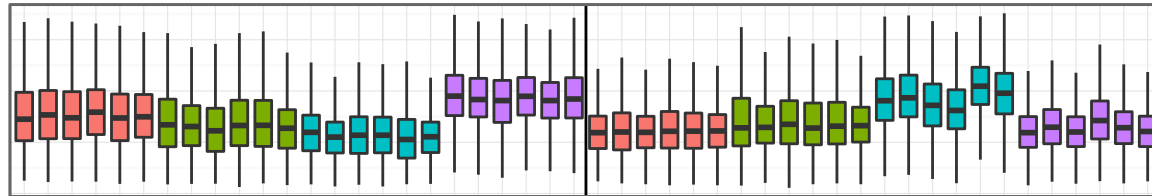
E



Enrichment P-value



muscle VS hematopoietic.system



G1 > G2: 1527

G1 < G2: 1159

