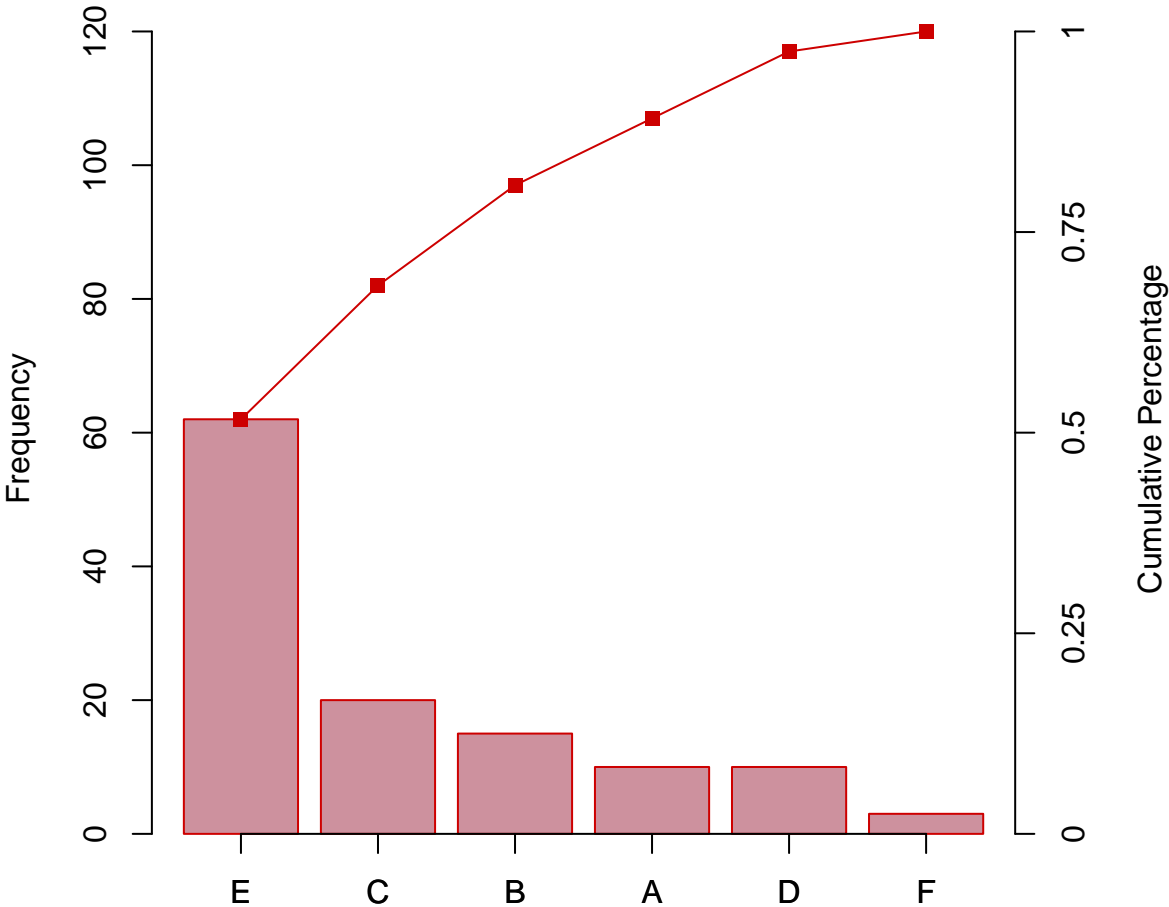
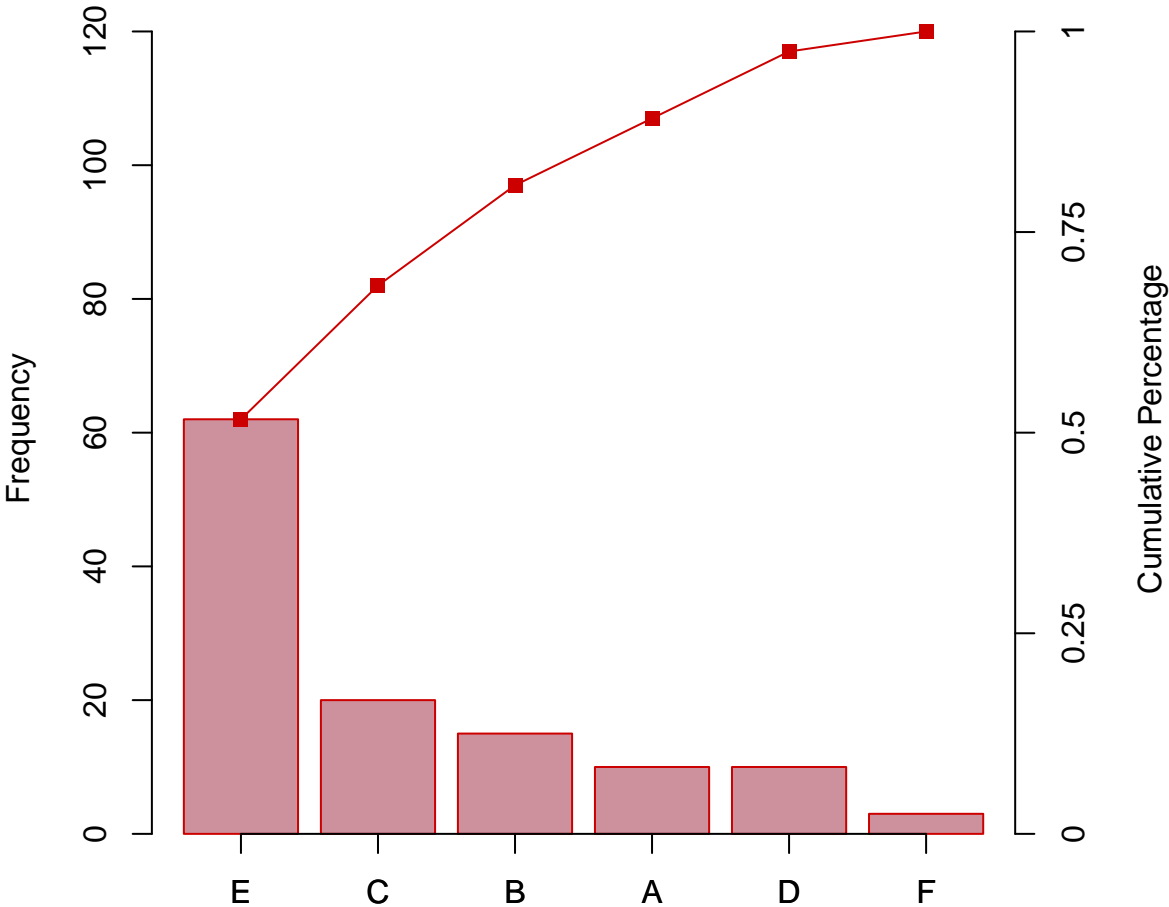


Pareto Chart for defects



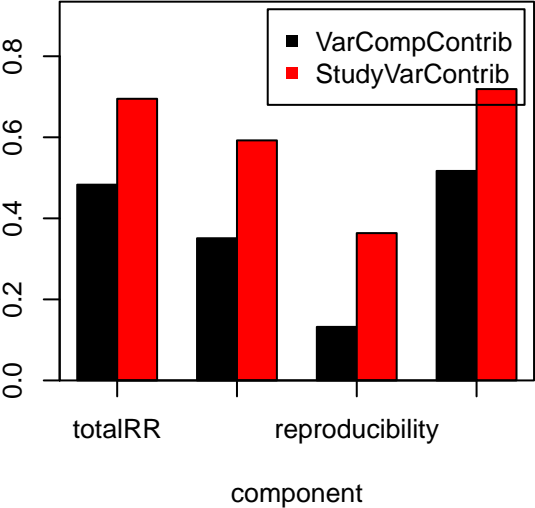
Frequency	62	20	15	10	10	3
Cum. Frequency	62	82	97	107	117	120
Percentage	52	17	12	8	8	2
Cum. Percentage	52	68	81	89	98	100

Pareto Chart for defects

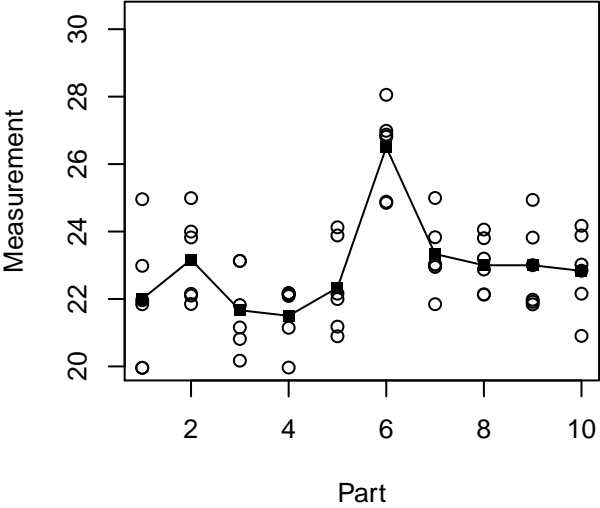


Frequency	62	20	15	10	10	3
Cum. Frequency	62	82	97	107	117	120
Percentage	52	17	12	8	8	2
Cum. Percentage	52	68	81	89	98	100

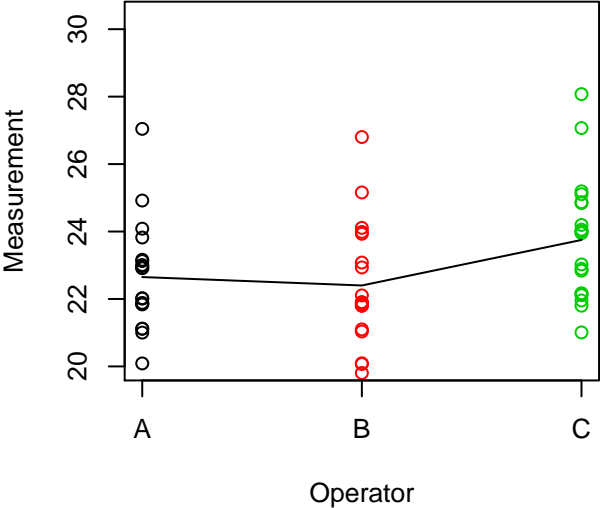
Components of Variation



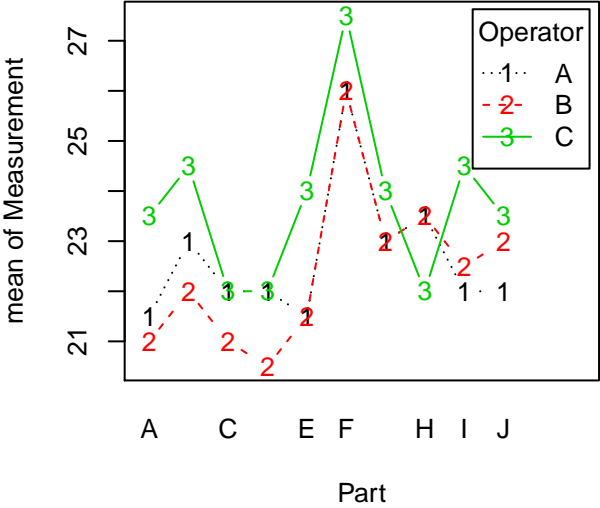
Measurement by Part



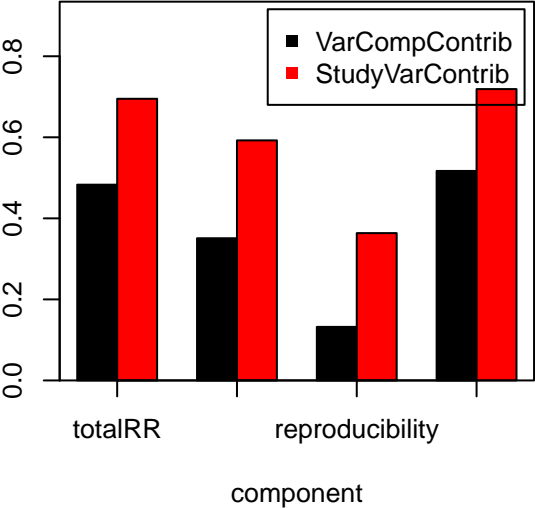
Measurement by Operator



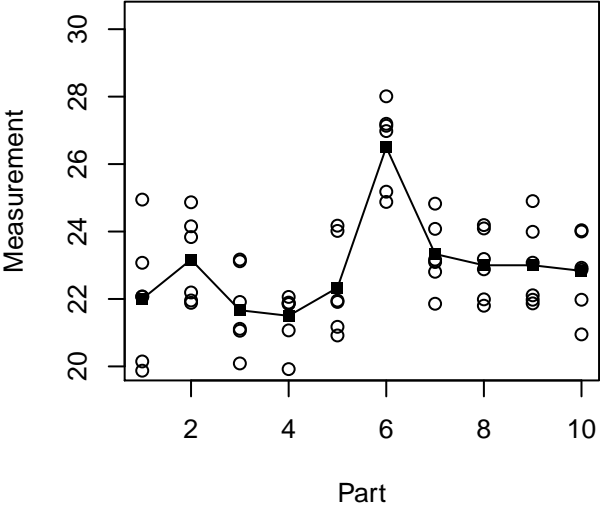
Interaction Operator:Part



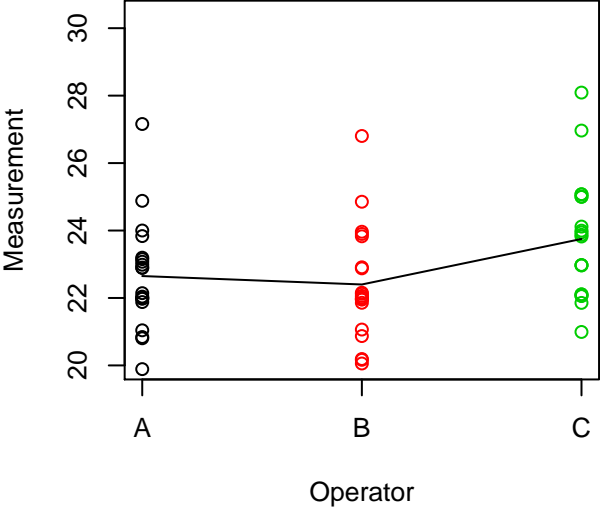
Components of Variation



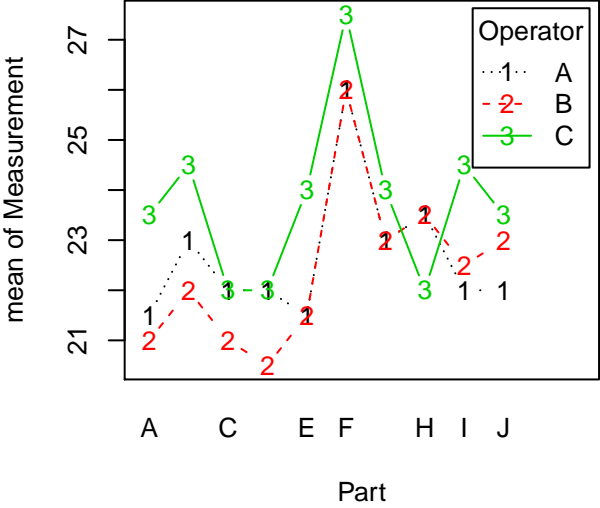
Measurement by Part



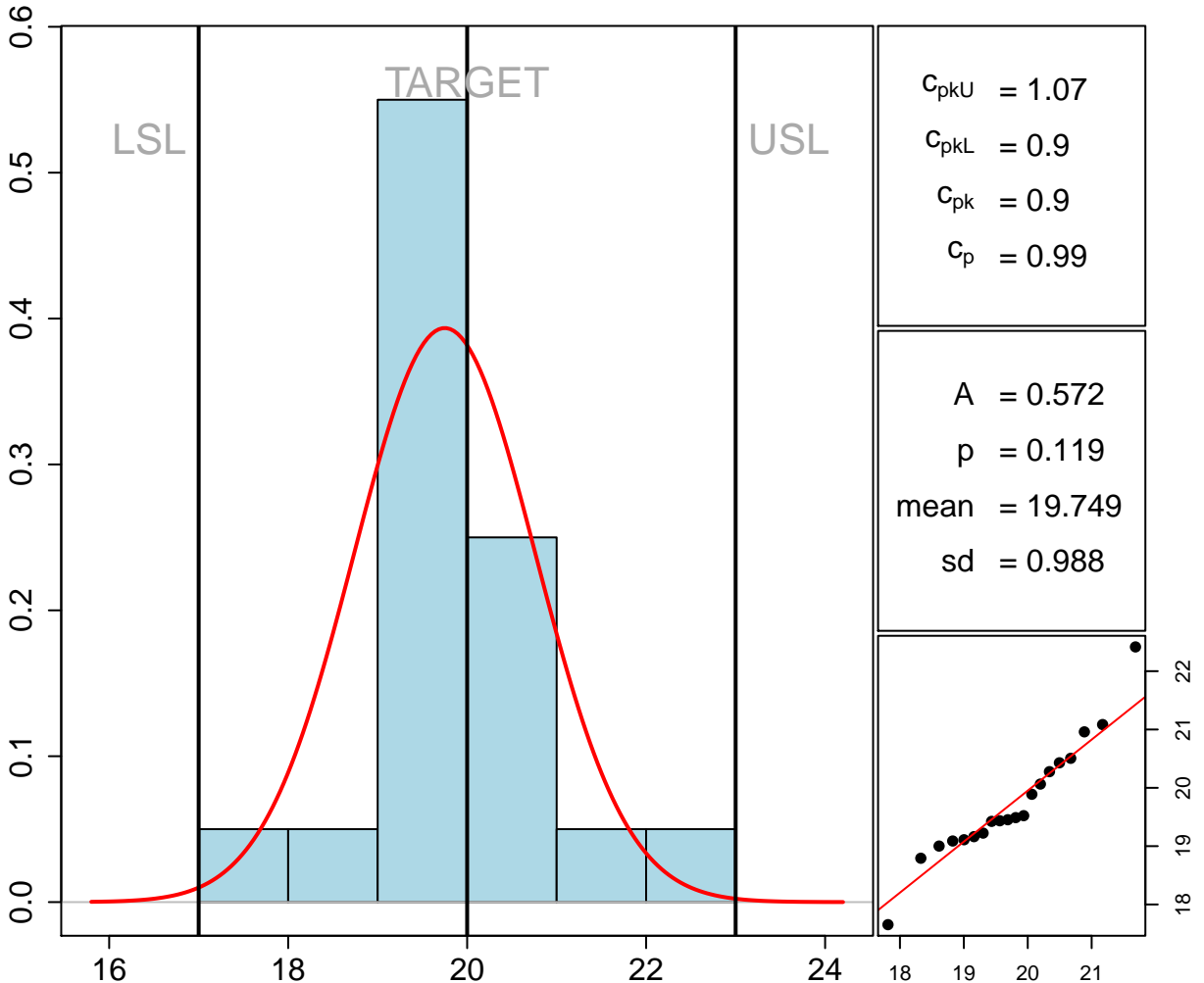
Measurement by Operator



Interaction Operator:Part



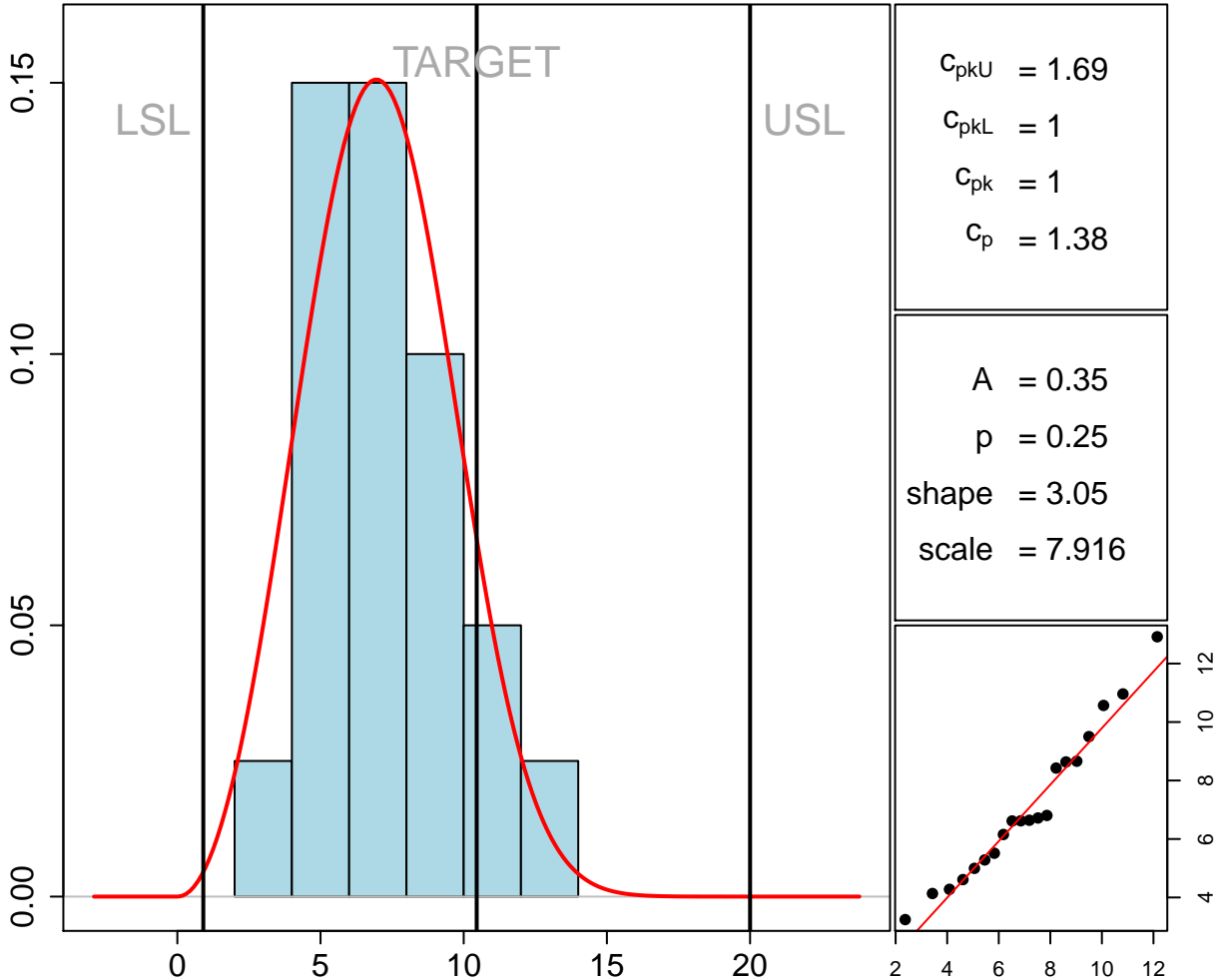
Process Capability using normal distribution for norm



$\bar{x} = 19.749$
 $s = 1.014$
 $n = 20$

Nominal Value = 20
USL = 23
LSL = 17

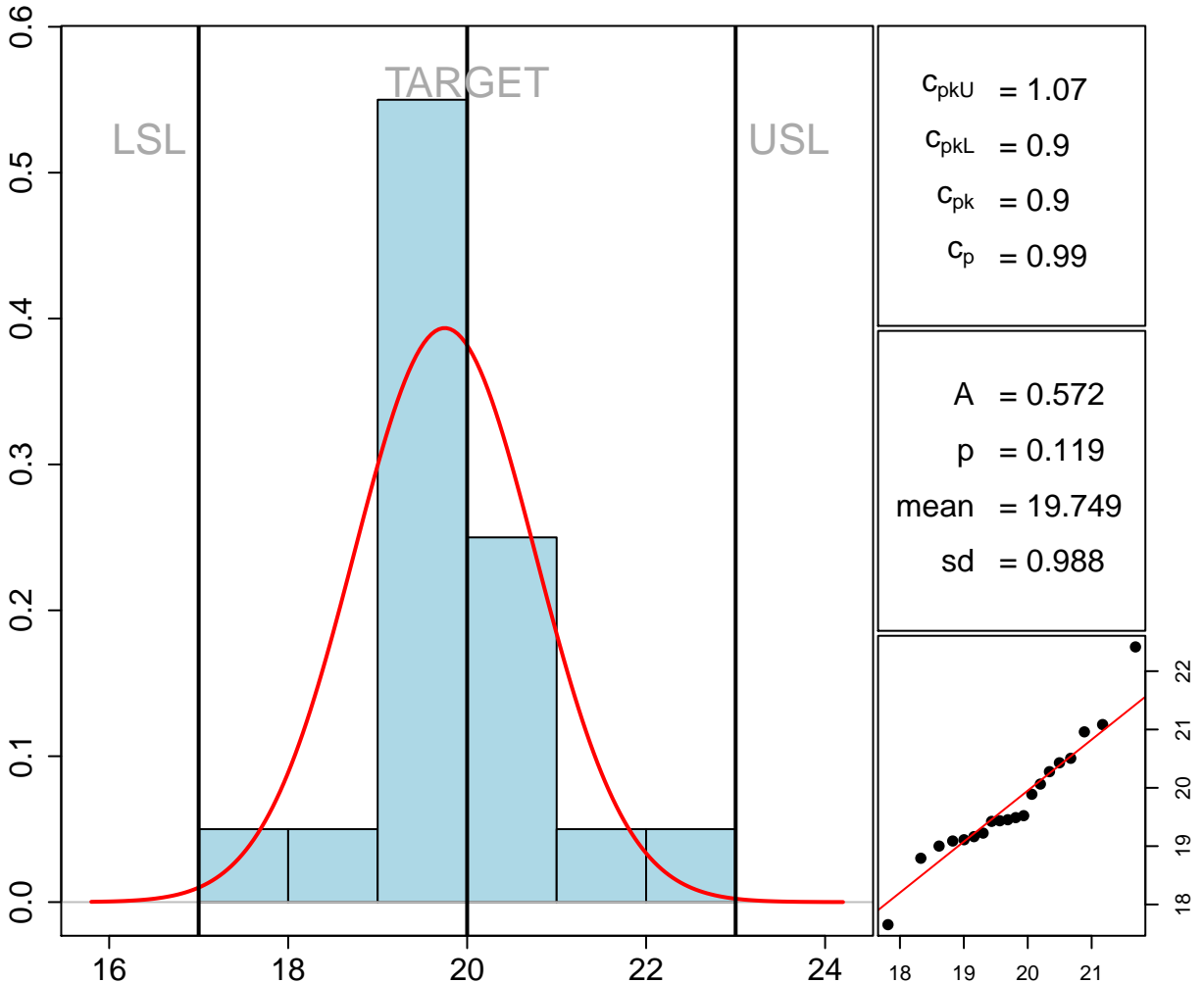
Process Capability using weibull distribution for weib



$\bar{x} = 7.065$
 $s = 2.543$
 $n = 20$

Nominal Value = 10.454
USL = 20
LSL = 0.907

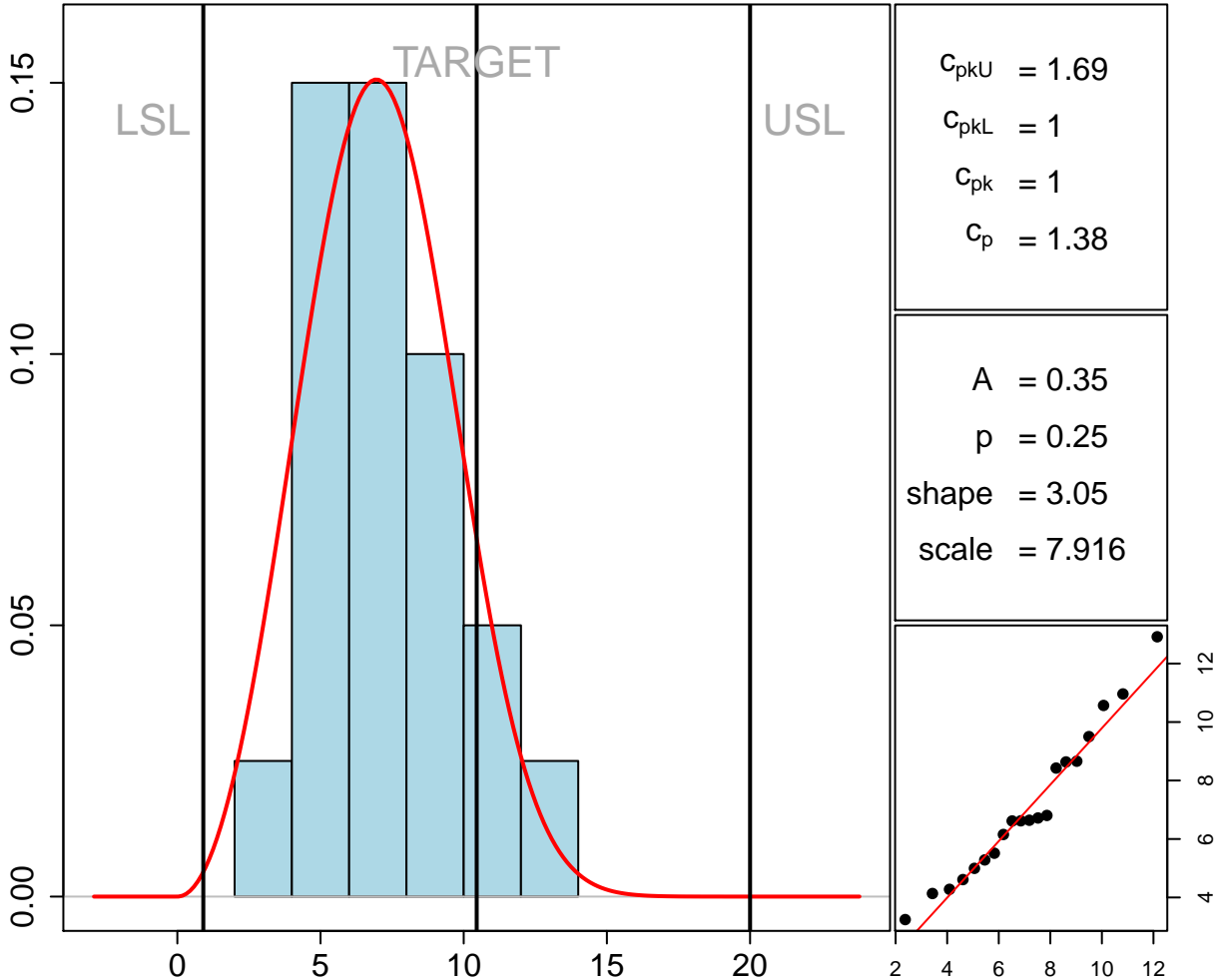
Process Capability using normal distribution for norm



$\bar{x} = 19.749$
 $s = 1.014$
 $n = 20$

Nominal Value = 20
USL = 23
LSL = 17

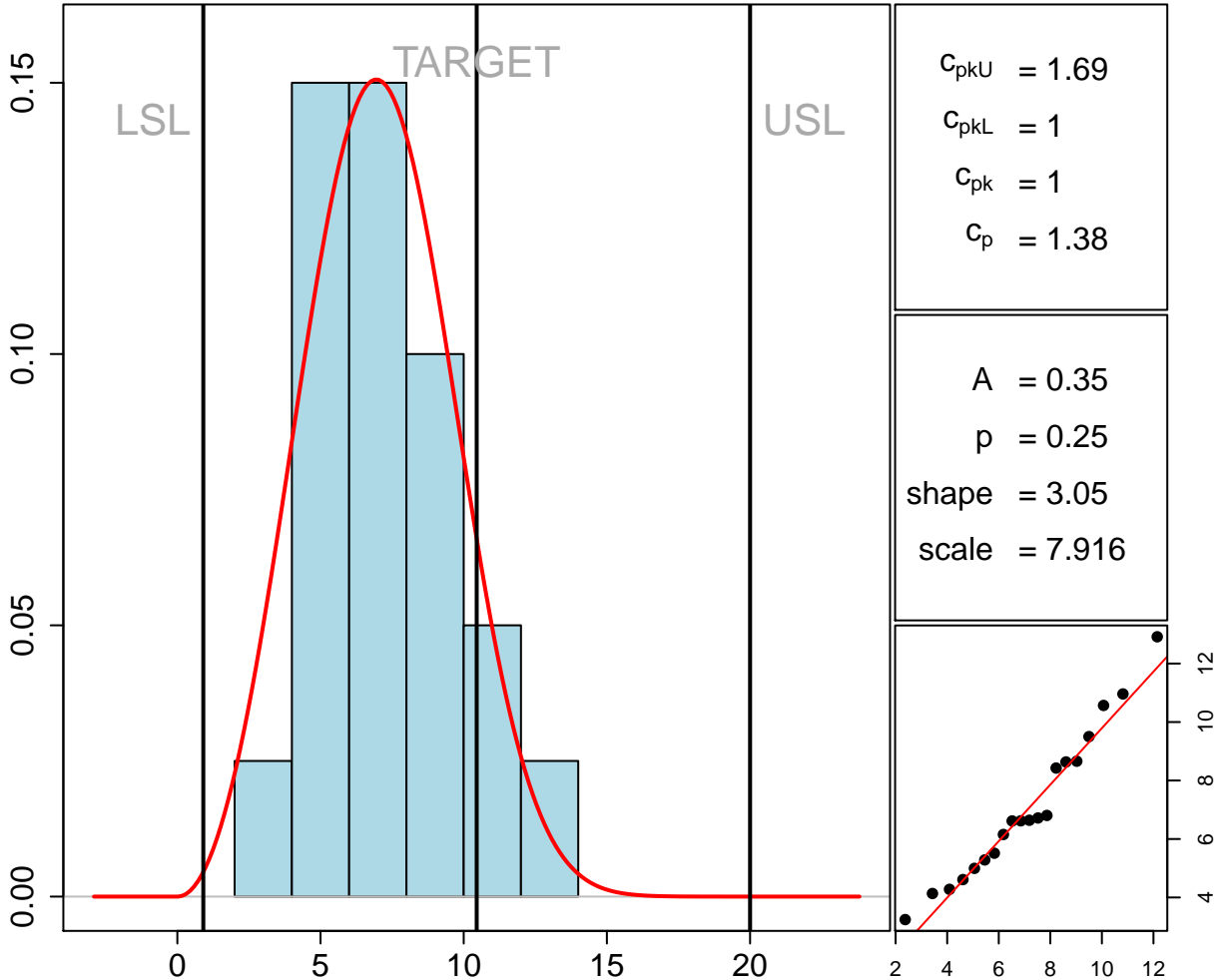
Process Capability using weibull distribution for weib



$\bar{x} = 7.065$
 $s = 2.543$
 $n = 20$

Nominal Value = 10.454
 USL = 20
 LSL = 0.907

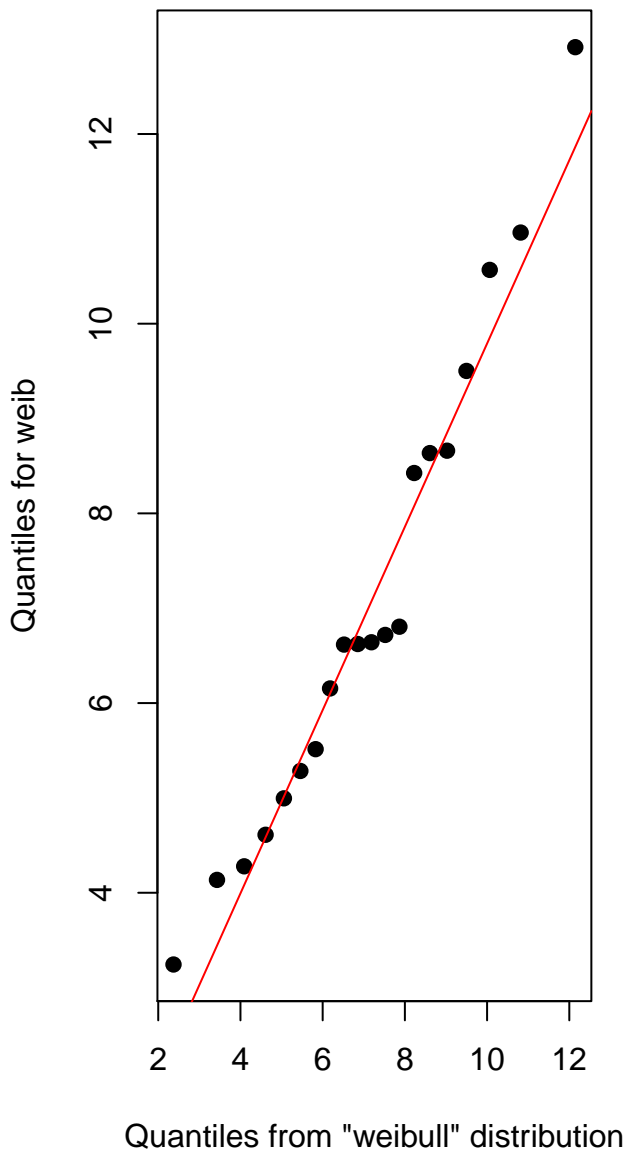
Process Capability using weibull distribution for weib



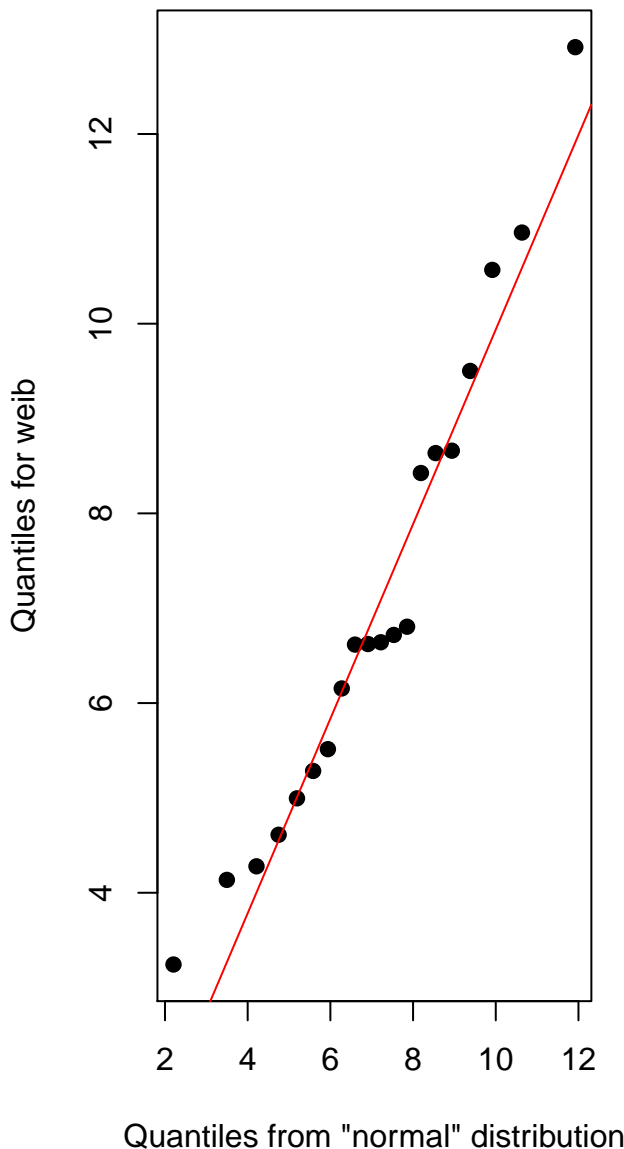
$\bar{x} = 7.065$
 $s = 2.543$
 $n = 20$

Nominal Value = 10.454
USL = 20
LSL = 0.907

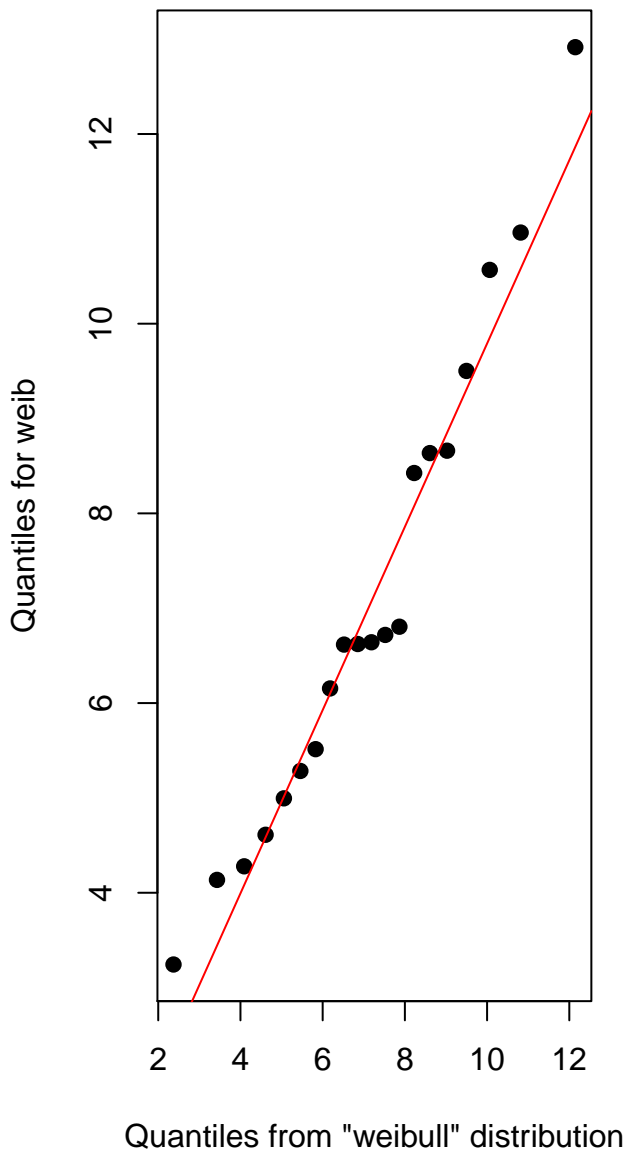
Q-Q Plot for "weibull" distribution



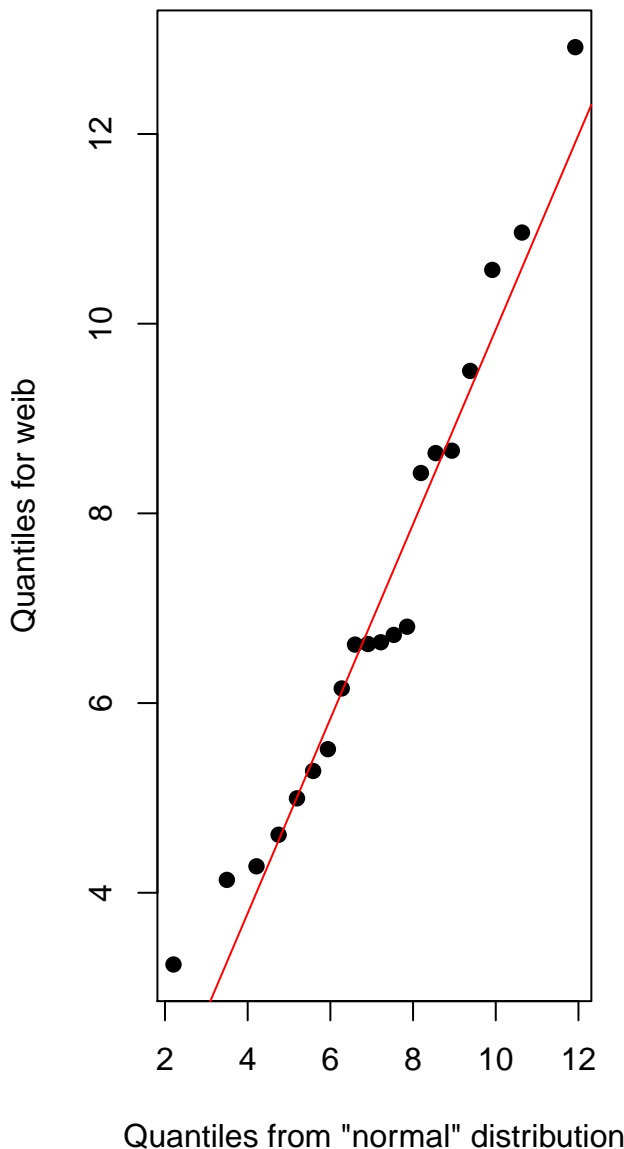
Q-Q Plot for "normal" distribution



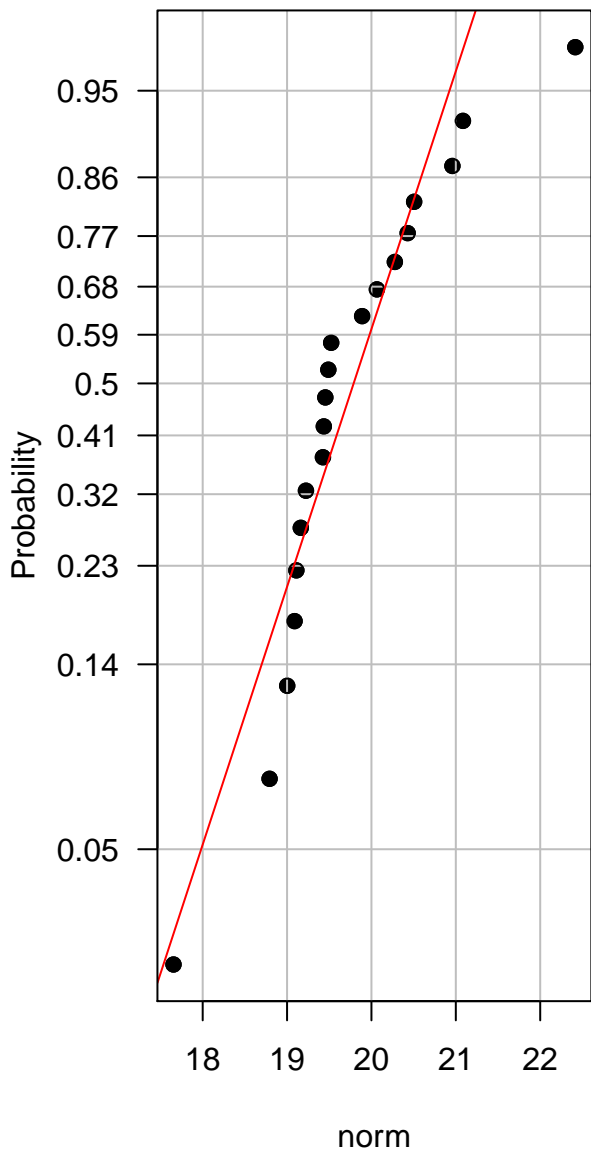
Q-Q Plot for "weibull" distribution



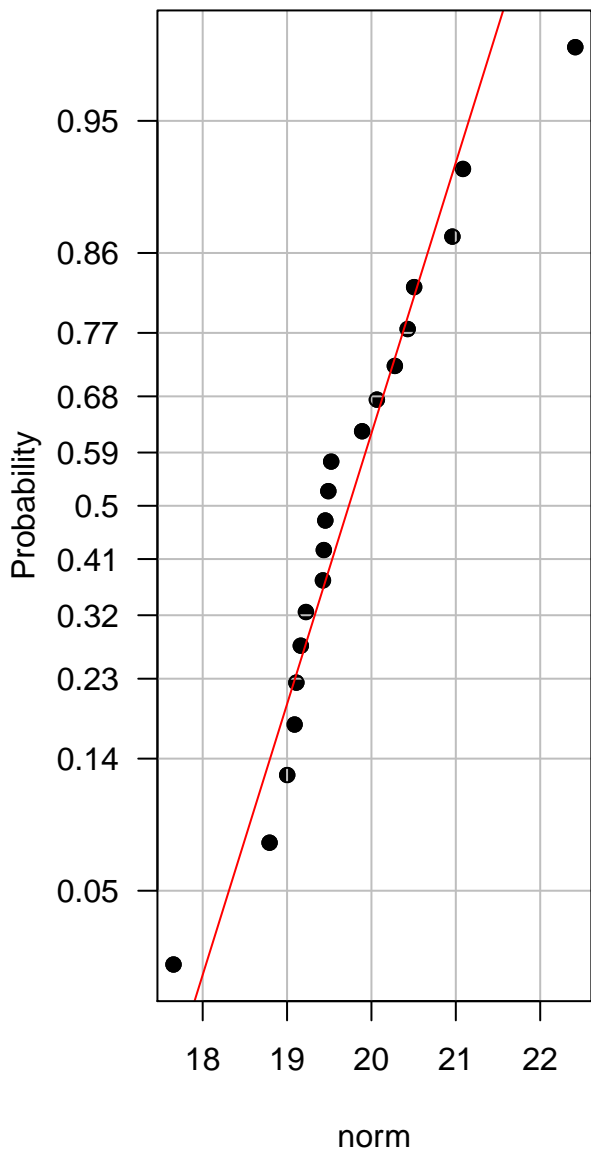
Q-Q Plot for "normal" distribution



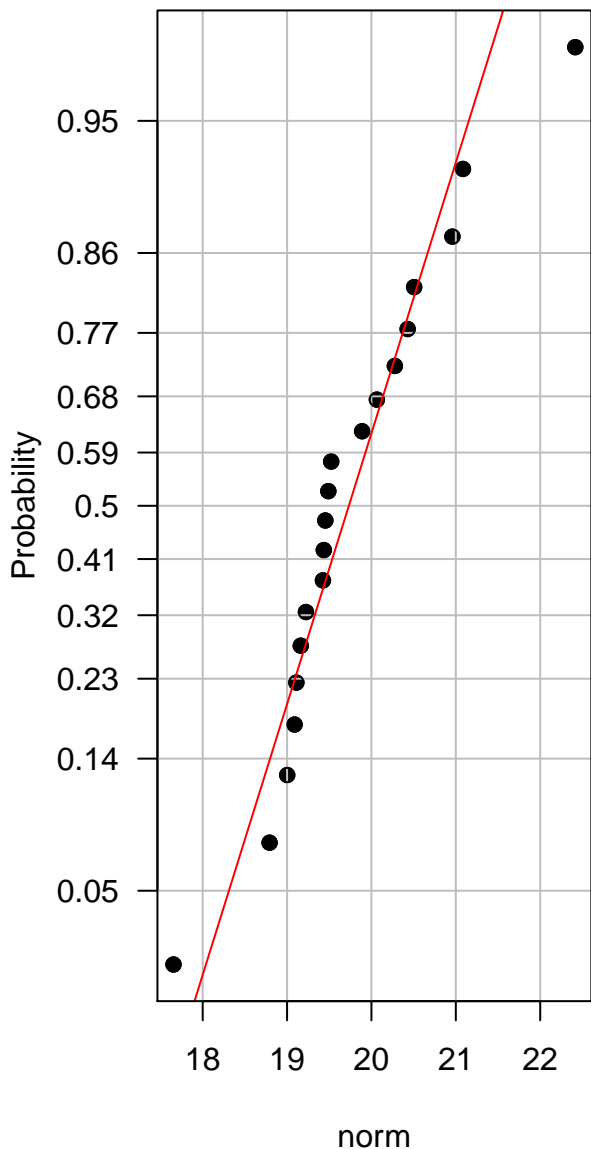
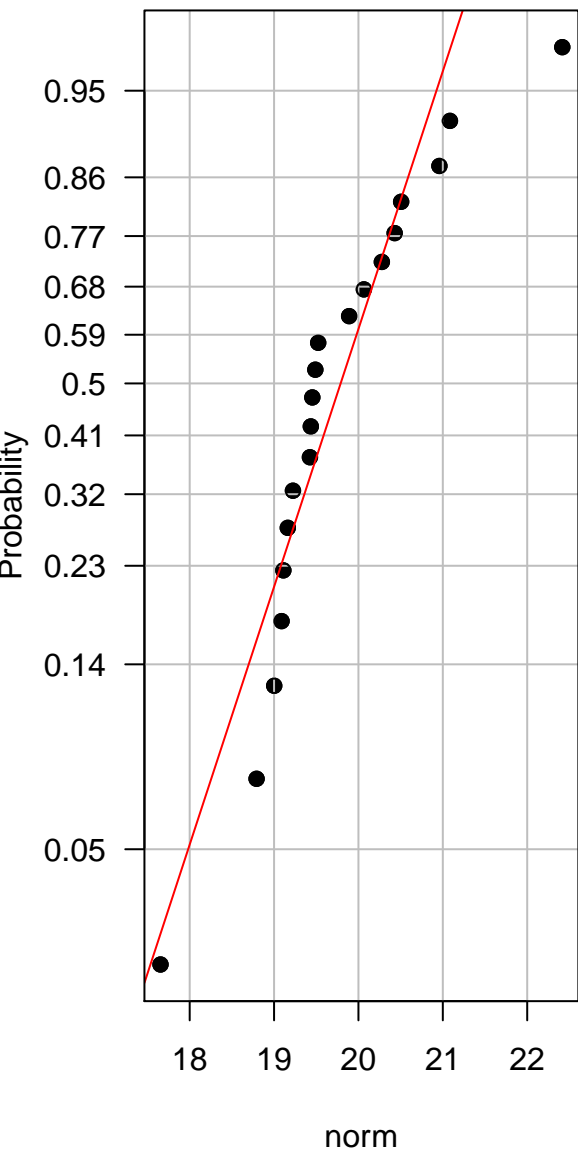
Probability Plot for "weibull" distribut



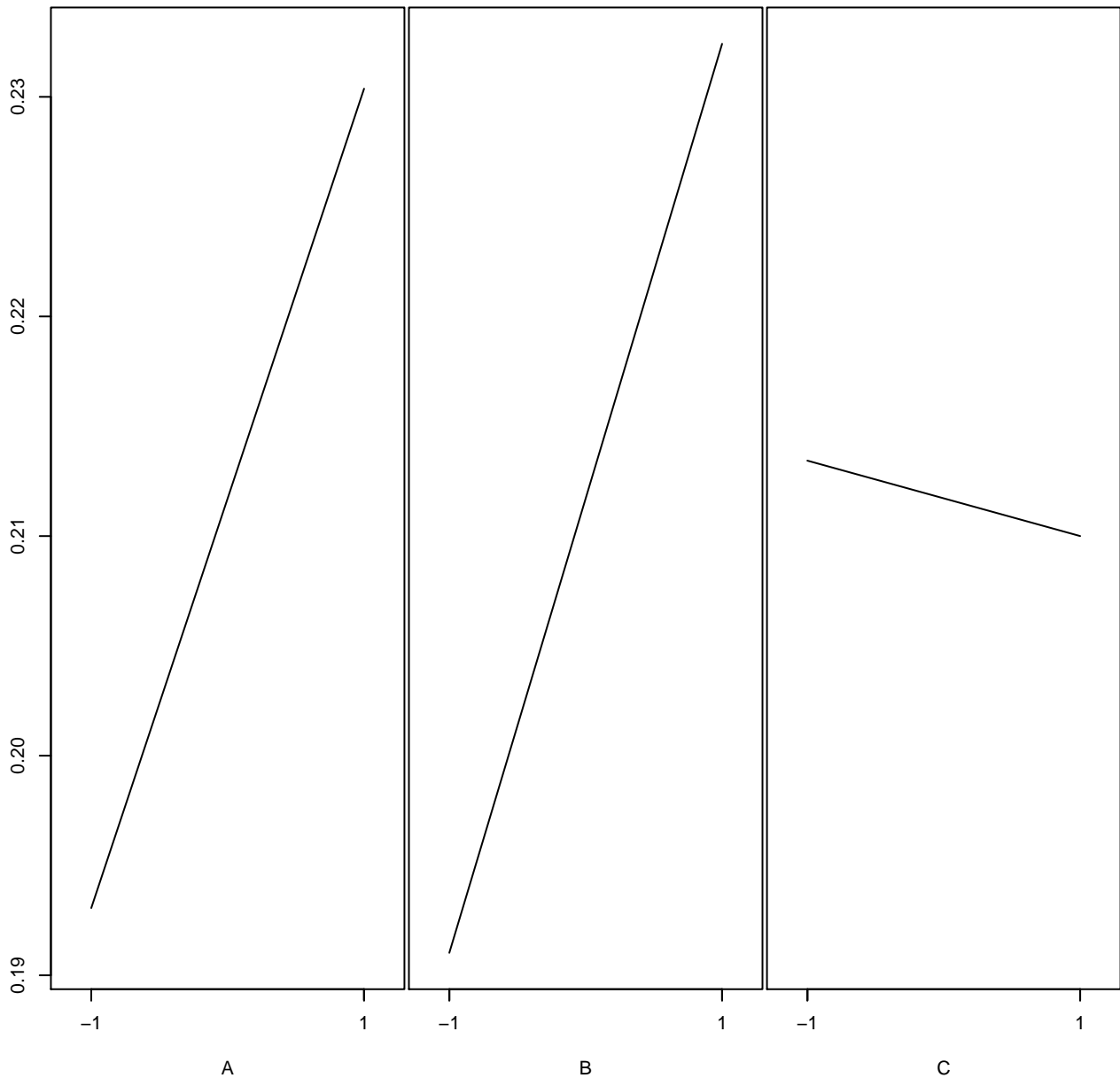
Probability Plot for "normal" distribut



Probability Plot for "weibull" distribut Probability Plot for "normal" distribut

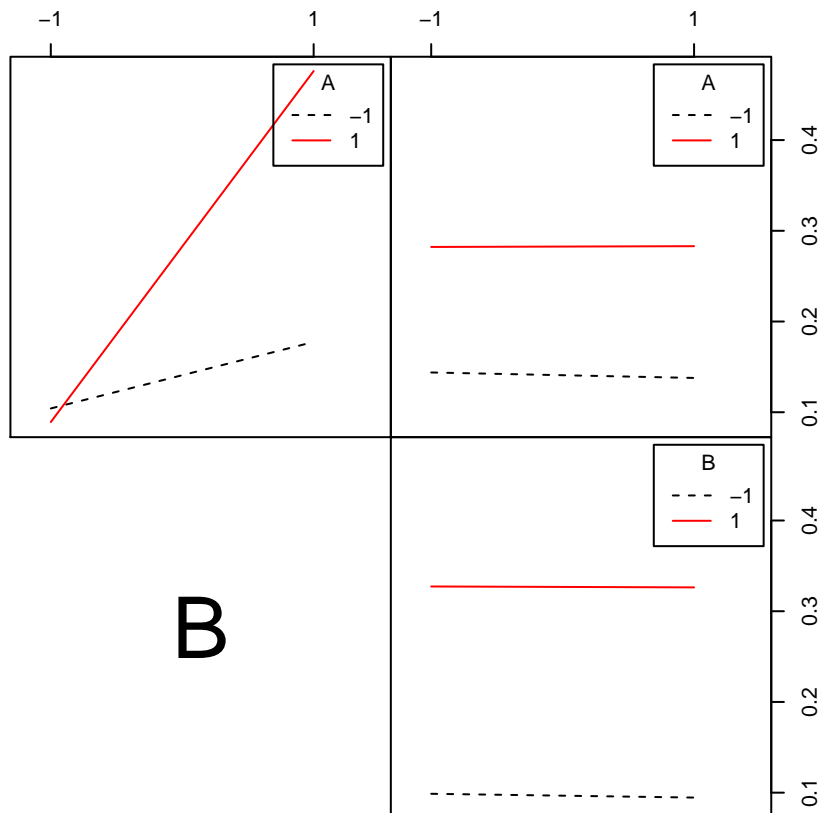


Effect Plot for yield



Interaction plot for yield in fdo

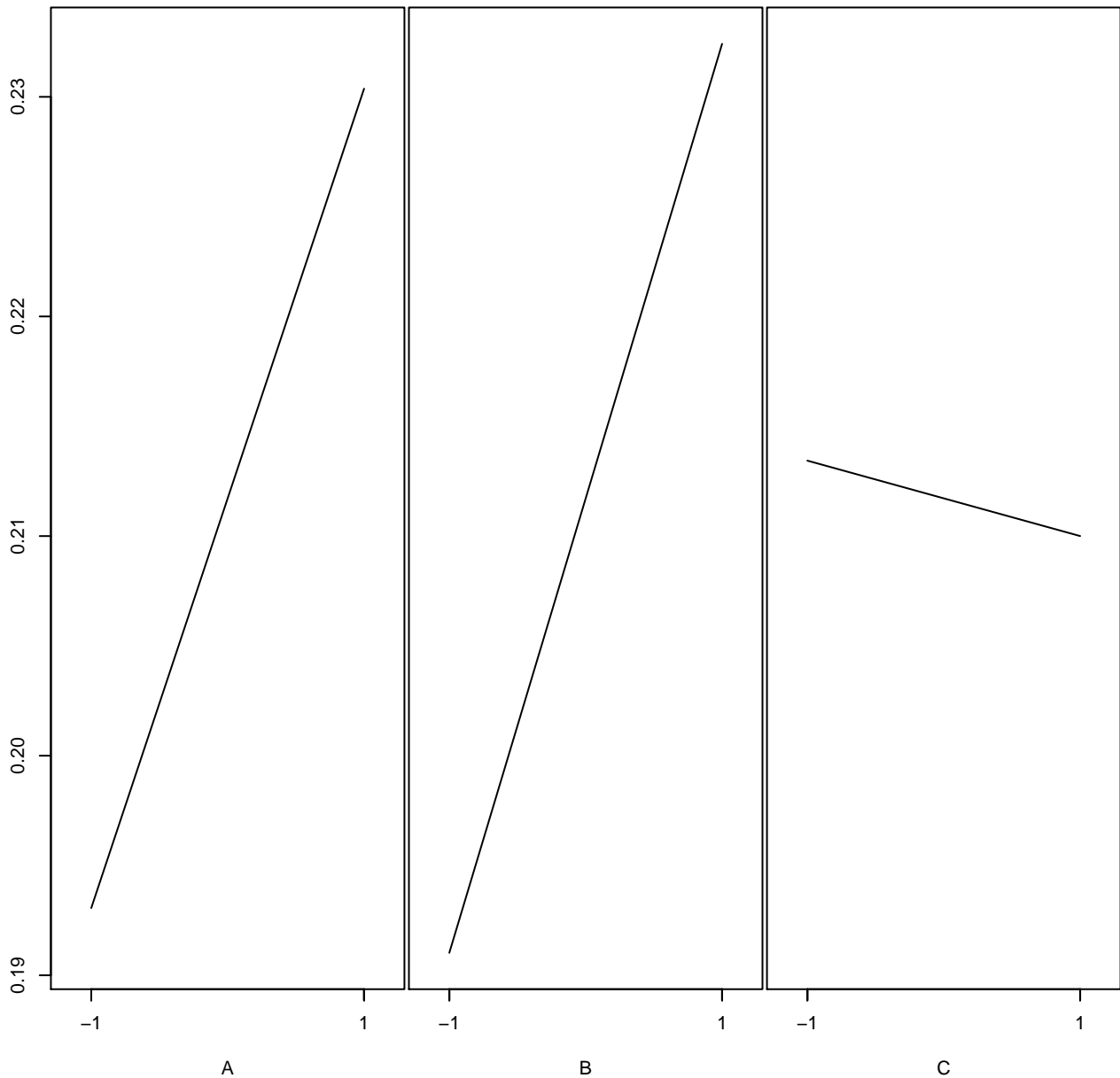
A



B

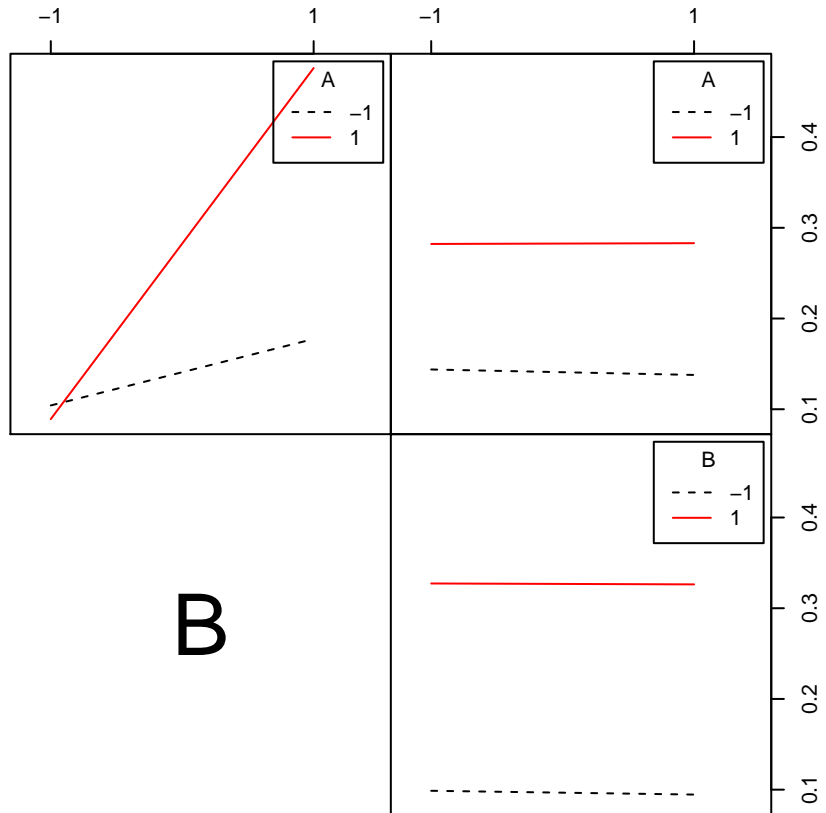
C

Effect Plot for yield



Interaction plot for yield in fdo

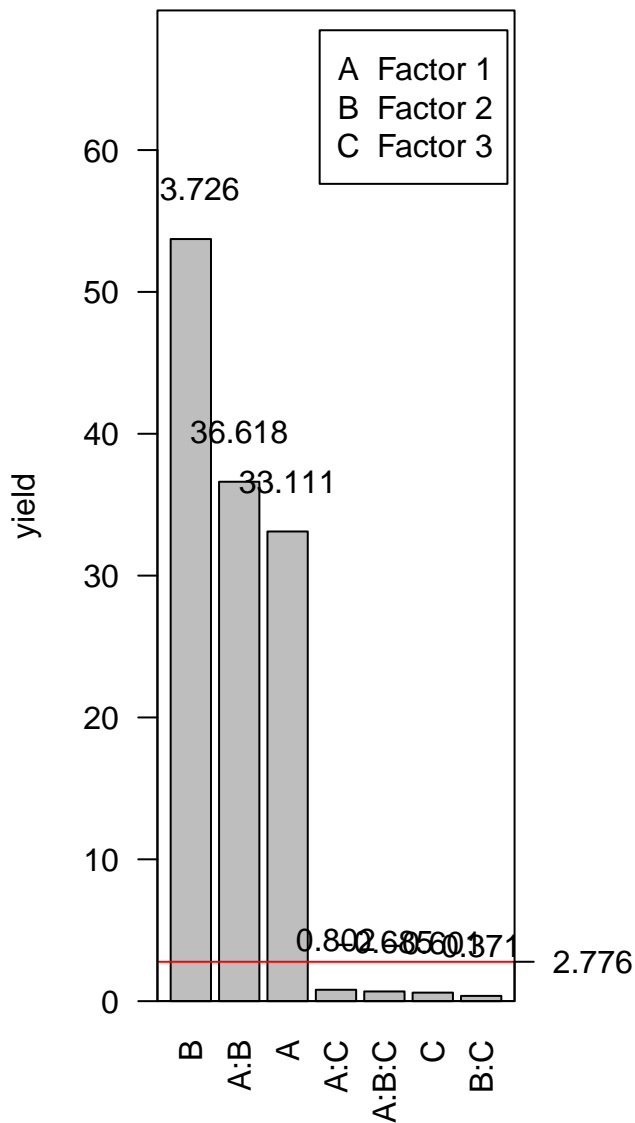
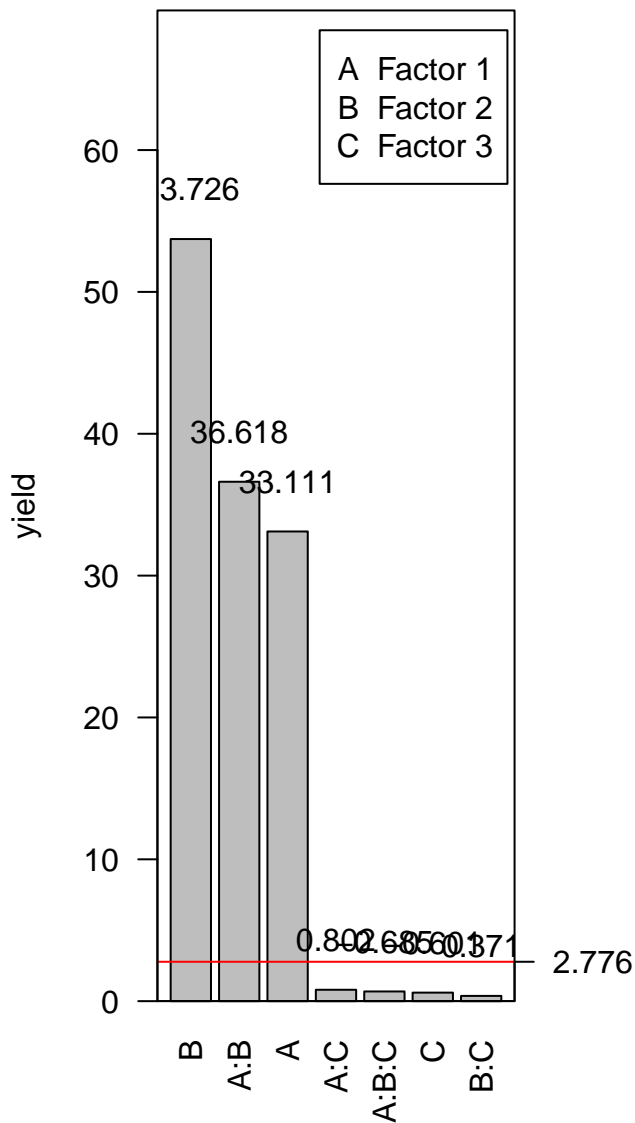
A



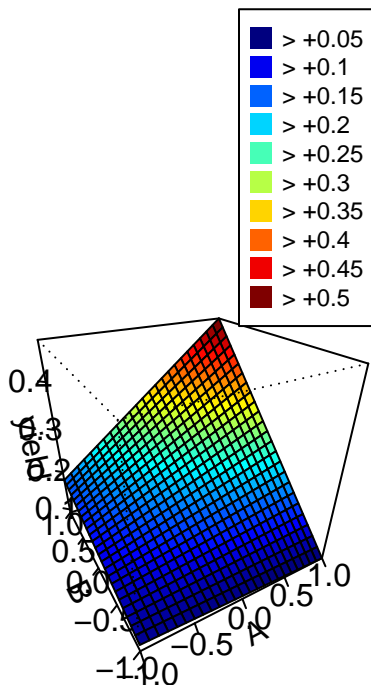
B

C

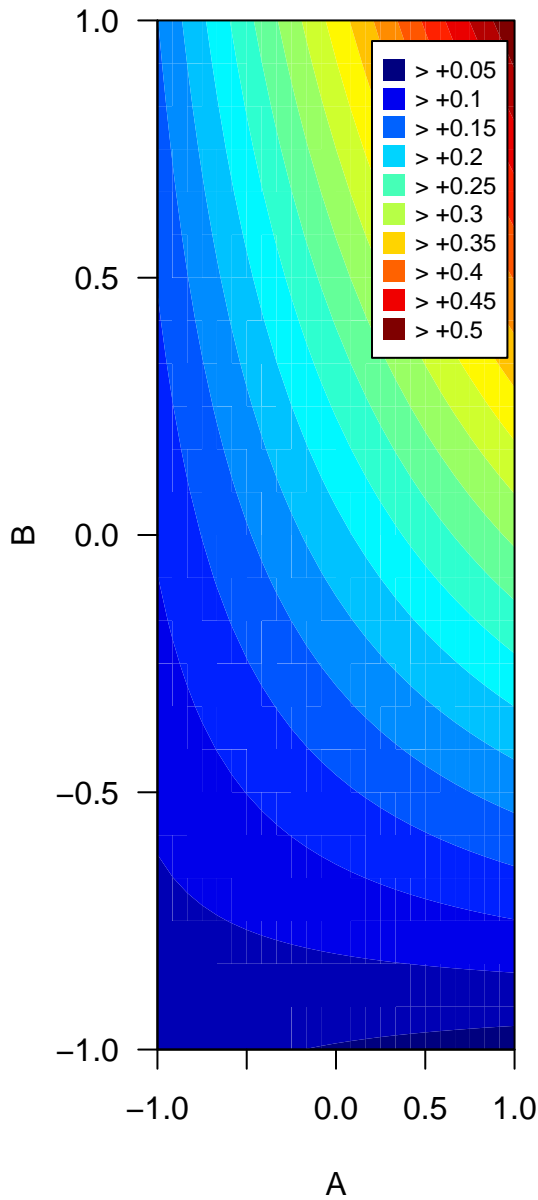
Standardized main effects and interaction



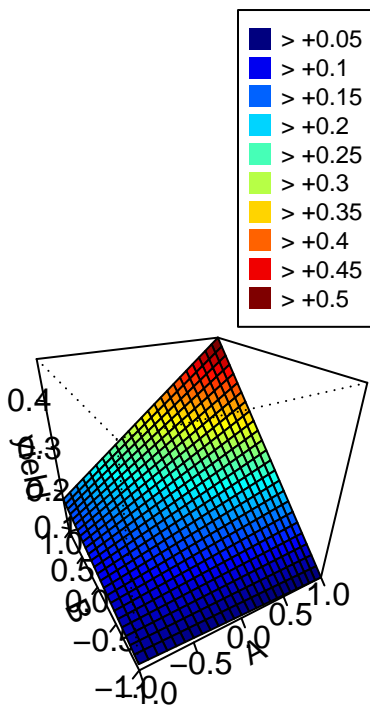
Response Surface for yield



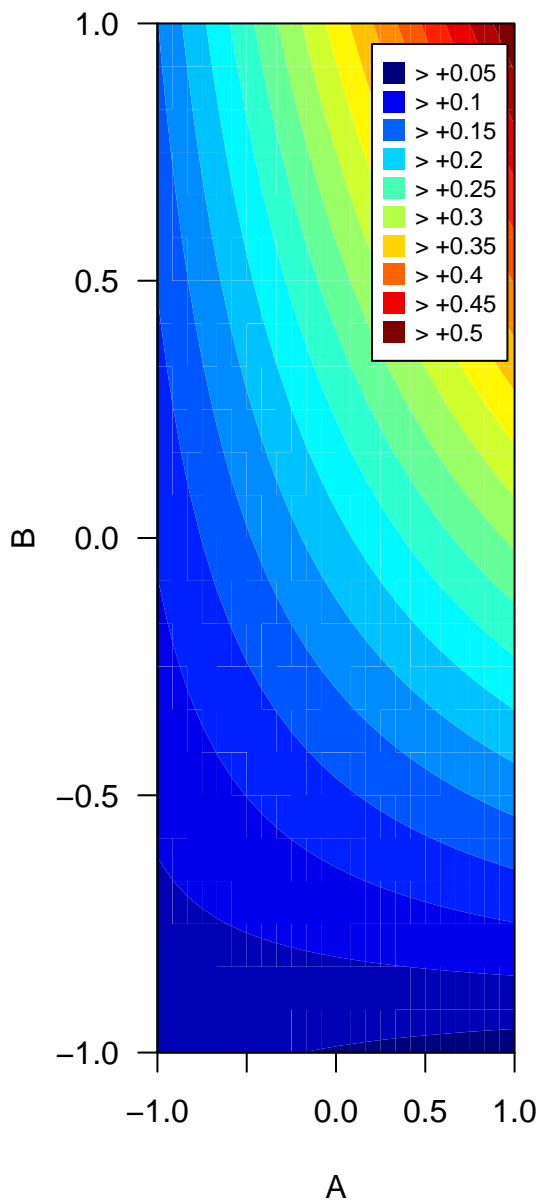
Filled Contour for yield



Response Surface for yield



Filled Contour for yield



number of variables k

3

4

5

6

7

8

9

10

11

4

$2_{III}^{(3-1)}$
C = AB

8

$2_{IV}^{(4-1)}$
D = AB

$2_{III}^{(5-2)}$
D = AB
E = AC

$2_{III}^{(6-3)}$
D = AB
E = AC
F = BC

$2_{III}^{(7-4)}$
D = AB
E = AC
F = BC
G = AB

16

$2_V^{(5-1)}$
E = AB

$2_{IV}^{(6-2)}$
E = AB
F = BC

$2_{IV}^{(7-3)}$
E = AB
F = BC
G = AC

$2_{IV}^{(8-4)}$
E = BC
F = AC
G = AB
H = AB

$2_{III}^{(9-5)}$
E = AB
F = BC
G = AC
H = AB
J = AB

$2_{III}^{(10-6)}$
E = AB
F = BC
G = AC
H = AB
J = AB
K = AB

$2_{III}^{(11-7)}$
E = AB
F = BC
G = AC
H = AB
J = AB
K = AB
L = AC

32

$2_{VI}^{(6-1)}$
F = AB

$2_{IV}^{(7-2)}$
F = AB
G = AB
H = BC

$2_{IV}^{(8-3)}$
F = AB
G = AB
H = BC
J = AB

$2_{IV}^{(9-4)}$
F = BC
G = AC
H = AB
J = AC
K = BC

$2_{IV}^{(10-5)}$
F = AB
G = AB
H = AB
J = AC
K = BC

$2_{IV}^{(11-6)}$
F = AB
G = BC
H = CD
J = AC
K = AE
L = AD

64

$2_{VII}^{(7-1)}$
G = AB

$2_V^{(8-2)}$
G = AB
H = AB
J = CD

$2_{IV}^{(9-3)}$
G = AB
H = AC
J = CD

$2_{IV}^{(10-4)}$
G = BC
H = AC
J = AB
K = AB

$2_{IV}^{(11-5)}$
G = CD
H = AB
J = AB
K = BD
L = AD

128

$2_{VIII}^{(8-1)}$
H = AB

$2_{VI}^{(9-2)}$
H = AC
J = BC

$2_V^{(10-3)}$
H = AB
J = BC
K = AC

$2_V^{(11-4)}$
H = AB
J = BC
K = AC
L = AB

number of variables k

3

4

5

6

7

8

9

10

11

4

$2_{III}^{(3-1)}$
C = AB

8

$2_{IV}^{(4-1)}$
D = AB

$2_{III}^{(5-2)}$
D = AB
E = AC

$2_{III}^{(6-3)}$
D = AB
E = AC
F = BC

$2_{III}^{(7-4)}$
D = AB
E = AC
F = BC
G = AB

16

$2_V^{(5-1)}$
E = AB

$2_{IV}^{(6-2)}$
E = AB
F = BC

$2_{IV}^{(7-3)}$
E = AB
F = BC
G = AC

$2_{IV}^{(8-4)}$
E = BC
F = AC
G = AB
H = AB

$2_{III}^{(9-5)}$
E = AB
F = BC
G = AC
H = AB
J = AB

$2_{III}^{(10-6)}$
E = AB
F = BC
G = AC
H = AB
J = AB
K = AB

$2_{III}^{(11-7)}$
E = AB
F = BC
G = AC
H = AB
J = AB
K = AB
L = AC

32

$2_{VI}^{(6-1)}$
F = AB

$2_{IV}^{(7-2)}$
F = AB
G = AB
H = BC

$2_{IV}^{(8-3)}$
F = AB
G = AB
H = BC
J = AB

$2_{IV}^{(9-4)}$
F = BC
G = AC
H = AB
J = AC
K = BC

$2_{IV}^{(10-5)}$
F = AB
G = AB
H = AB
J = AC
K = BC

$2_{IV}^{(11-6)}$
F = AB
G = BC
H = CD
J = AC
K = AE
L = AD

64

$2_{VII}^{(7-1)}$
G = AB

$2_V^{(8-2)}$
G = AB
H = AB
J = CD

$2_{IV}^{(9-3)}$
G = AB
H = AC
J = CD

$2_{IV}^{(10-4)}$
G = BC
H = AC
J = AB
K = AB

$2_{IV}^{(11-5)}$
G = CD
H = AB
J = AB
K = BD
L = AD

128

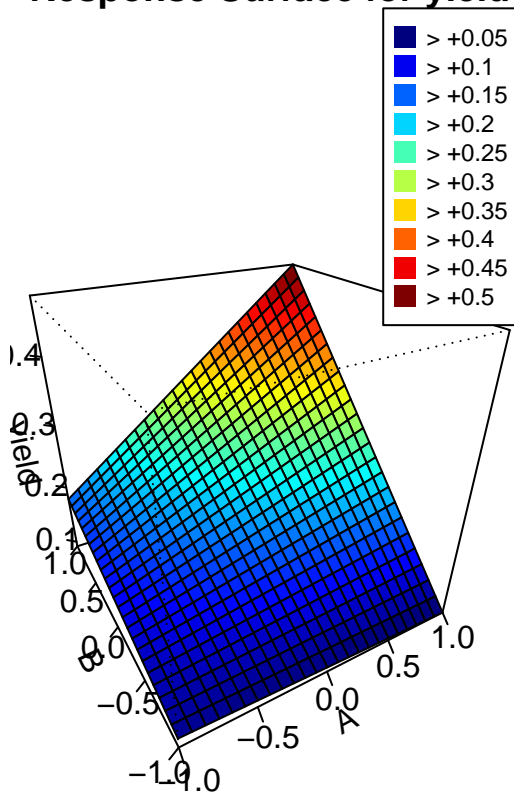
$2_{VIII}^{(8-1)}$
H = AB

$2_{VI}^{(9-2)}$
H = AC
J = BC

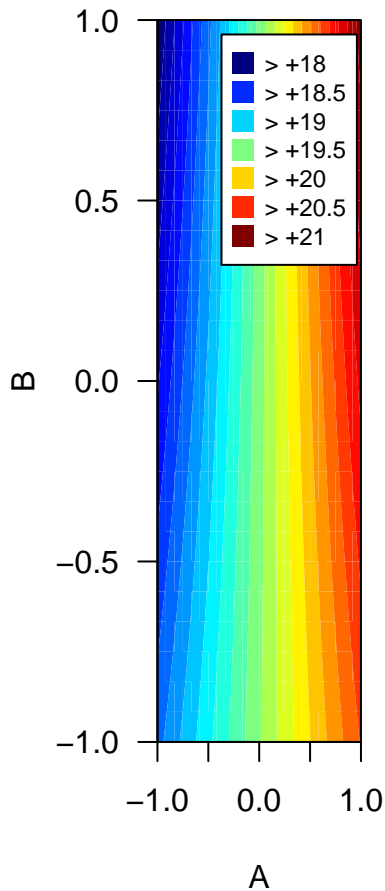
$2_V^{(10-3)}$
H = AB
J = BC
K = AC

$2_V^{(11-4)}$
H = AB
J = BC
K = AC
L = AB

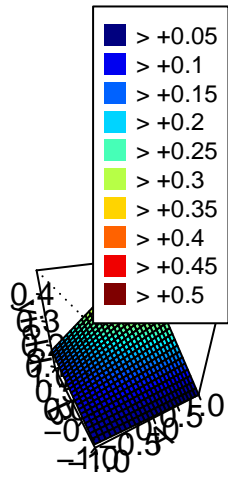
Response Surface for yield



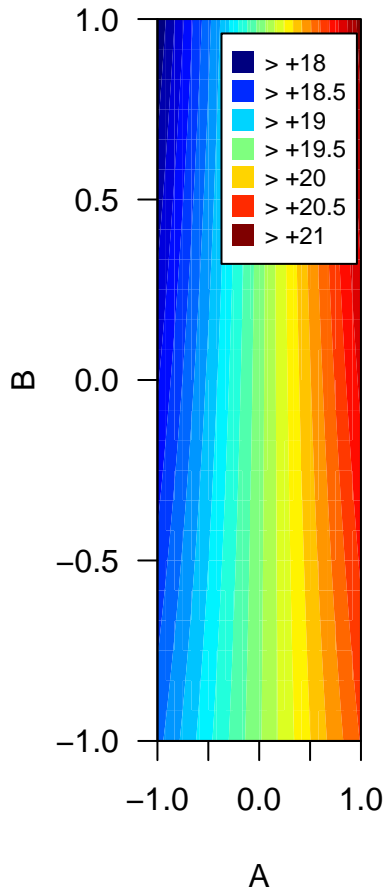
Filled Contour for y2



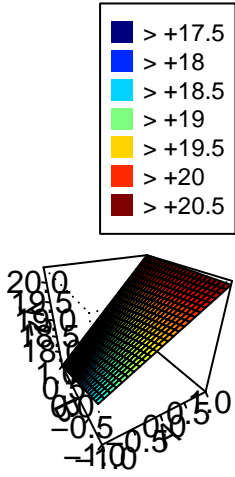
Response Surface for yield



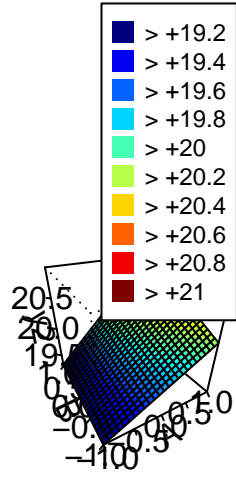
Filled Contour for y2



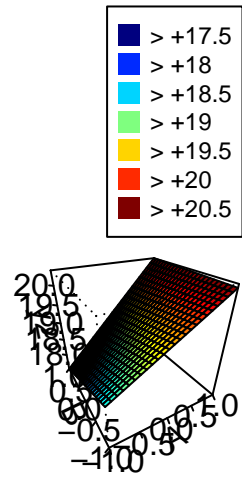
Response Surface for y2



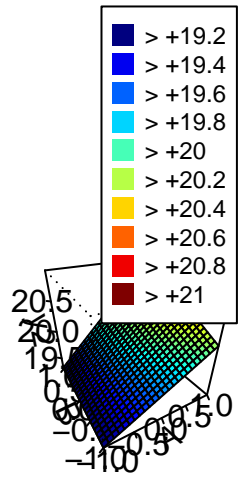
Response Surface for y2

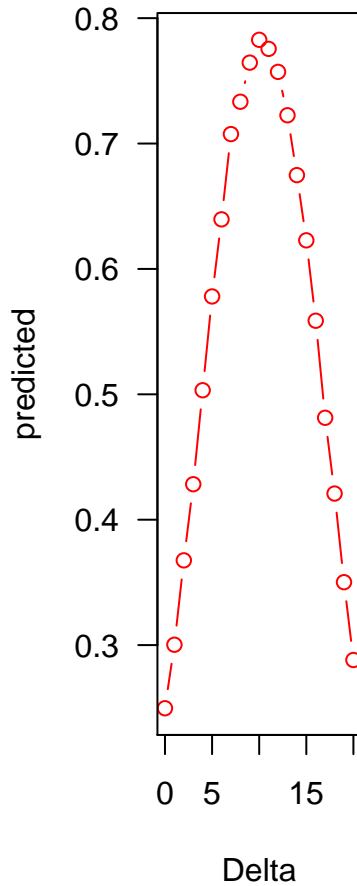
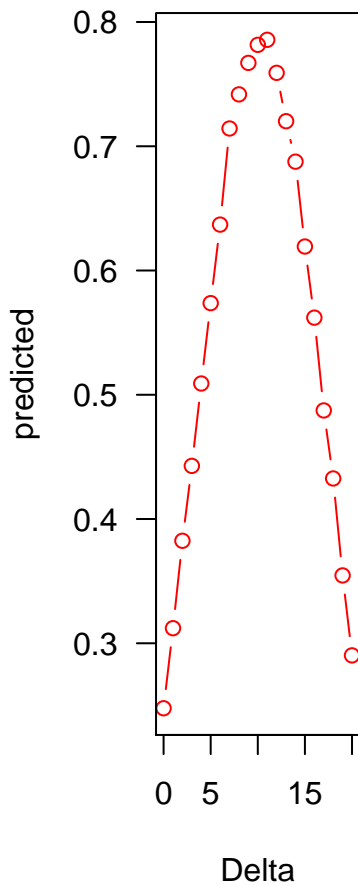


Response Surface for y2

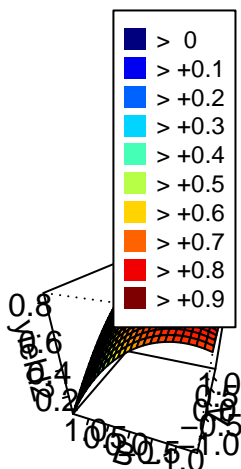


Response Surface for y2

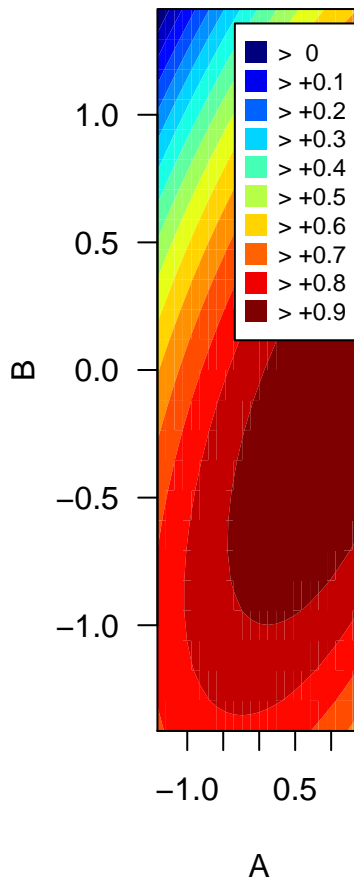




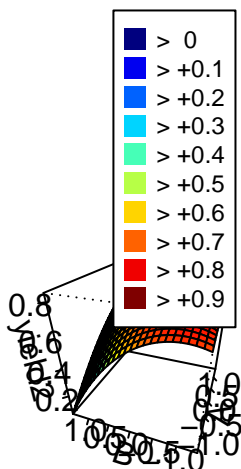
Response Surface for yield2



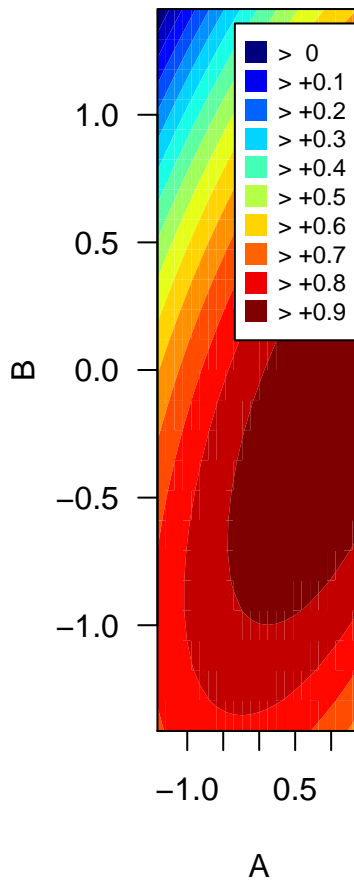
Filled Contour for yield2

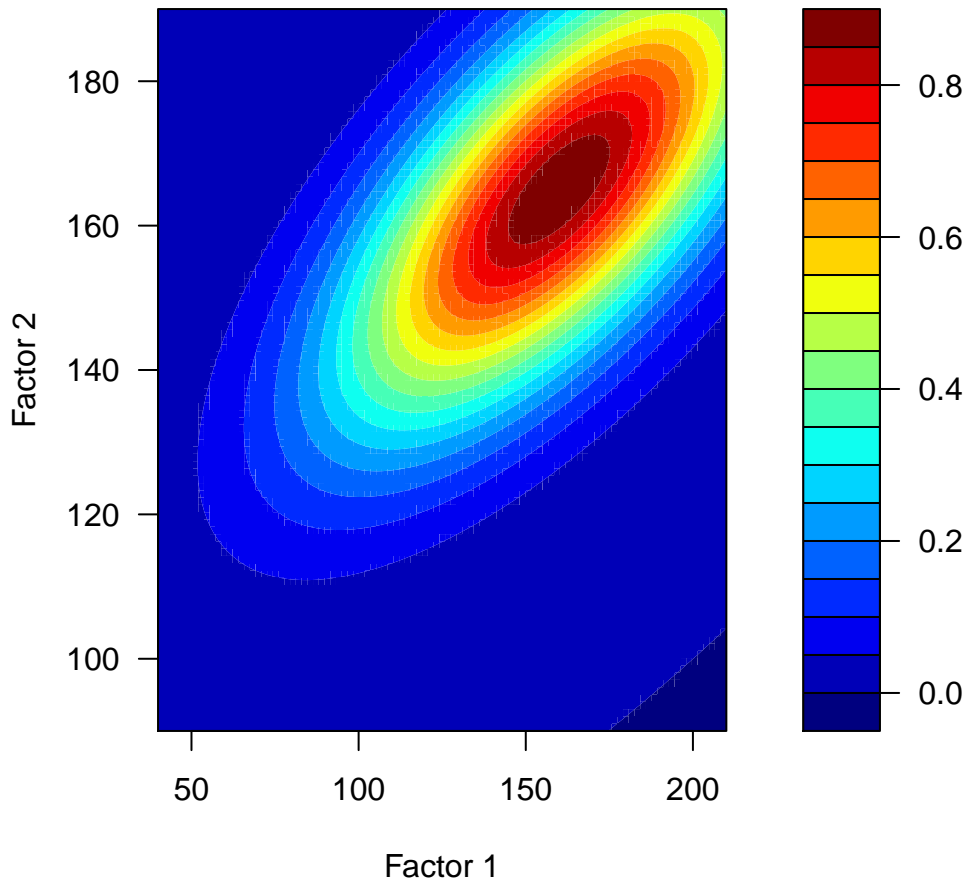


Response Surface for yield2



Filled Contour for yield2

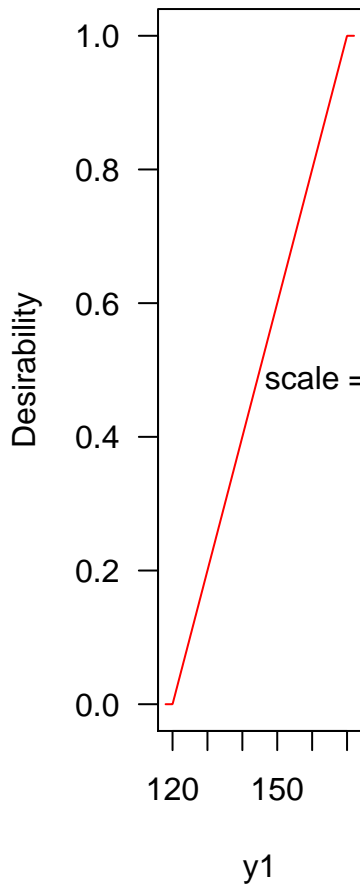




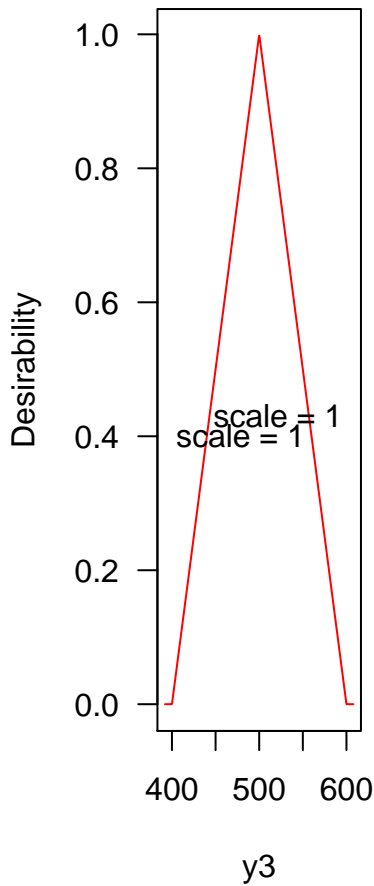
		number of factors k								
		2	3	4	5	5	6	6	7	7
rows	1	N = 8 k = 2 p = 0 .centerPo Cube: 0 Axial: 0	N = 14 k = 3 p = 0 .centerPo Cube: 0 Axial: 0	N = 24 k = 4 p = 0 .centerPo Cube: 0 Axial: 0	N = 42 k = 5 p = 0 .centerPo Cube: 0 Axial: 0	N = 28 k = 5 p = 1 .centerPo Cube: 0 Axial: 0	N = 76 k = 6 p = 0 .centerPo Cube: 0 Axial: 0	N = 46 k = 6 p = 1 .centerPo Cube: 0 Axial: 0	N = 142 k = 7 p = 0 .centerPo Cube: 0 Axial: 0	
	2	N = 14 k = 2 p = 0 .centerPo Cube: 3 Axial: 3	N = 18 k = 3 p = 0 .centerPo Cube: 2 Axial: 2	N = 28 k = 4 p = 0 .centerPo Cube: 2 Axial: 2	N = 48 k = 5 p = 0 .centerPo Cube: 2 Axial: 4	N = 35 k = 5 p = 1 .centerPo Cube: 6 Axial: 1	N = 83 k = 6 p = 0 .centerPo Cube: 1 Axial: 6	N = 52 k = 6 p = 1 .centerPo Cube: 4 Axial: 2	N = 154 k = 7 p = 0 .centerPo Cube: 1 Axial: 11	
	3		N = 20 k = 3 p = 0 .centerPo Cube: 2 Axial: 2	N = 30 k = 4 p = 0 .centerPo Cube: 2 Axial: 2	N = 50 k = 5 p = 0 .centerPo Cube: 2 Axial: 4	N = 41 k = 5 p = 1 .centerPo Cube: 6 Axial: 1	N = 84 k = 6 p = 0 .centerPo Cube: 1 Axial: 6	N = 56 k = 6 p = 1 .centerPo Cube: 4 Axial: 2	N = 155 k = 7 p = 0 .centerPo Cube: 1 Axial: 11	
	5			N = 34 k = 4 p = 0 .centerPo Cube: 2 Axial: 2	N = 54 k = 5 p = 0 .centerPo Cube: 2 Axial: 4	N = 53 k = 5 p = 1 .centerPo Cube: 6 Axial: 1	N = 86 k = 6 p = 0 .centerPo Cube: 1 Axial: 6	N = 64 k = 6 p = 1 .centerPo Cube: 4 Axial: 2	N = 157 k = 7 p = 0 .centerPo Cube: 1 Axial: 11	
	9				N = 62 k = 5 p = 0 .centerPo Cube: 2 Axial: 4		N = 90 k = 6 p = 0 .centerPo Cube: 1 Axial: 6	N = 80 k = 6 p = 1 .centerPo Cube: 4 Axial: 2	N = 161 k = 7 p = 0 .centerPo Cube: 1 Axial: 11	N = 92 k = 7 p = 1 .centerPo Cube: 1 Axial: 4
17						N = 98 k = 6 p = 0 .centerPo Cube: 1 Axial: 6		N = 169 k = 7 p = 0 .centerPo Cube: 1 Axial: 11		

		number of factors k								
		2	3	4	5	5	6	6	7	7
rows	1	N = 8 k = 2 p = 0 .centerPo Cube: 0 Axial: 0	N = 14 k = 3 p = 0 .centerPo Cube: 0 Axial: 0	N = 24 k = 4 p = 0 .centerPo Cube: 0 Axial: 0	N = 42 k = 5 p = 0 .centerPo Cube: 0 Axial: 0	N = 28 k = 5 p = 1 .centerPo Cube: 0 Axial: 0	N = 76 k = 6 p = 0 .centerPo Cube: 0 Axial: 0	N = 46 k = 6 p = 1 .centerPo Cube: 0 Axial: 0	N = 142 k = 7 p = 0 .centerPo Cube: 0 Axial: 0	
	2	N = 14 k = 2 p = 0 .centerPo Cube: 3 Axial: 3	N = 18 k = 3 p = 0 .centerPo Cube: 2 Axial: 2	N = 28 k = 4 p = 0 .centerPo Cube: 2 Axial: 2	N = 48 k = 5 p = 0 .centerPo Cube: 2 Axial: 4	N = 35 k = 5 p = 1 .centerPo Cube: 6 Axial: 1	N = 83 k = 6 p = 0 .centerPo Cube: 1 Axial: 6	N = 52 k = 6 p = 1 .centerPo Cube: 4 Axial: 2	N = 154 k = 7 p = 0 .centerPo Cube: 1 Axial: 11	
	3		N = 20 k = 3 p = 0 .centerPo Cube: 2 Axial: 2	N = 30 k = 4 p = 0 .centerPo Cube: 2 Axial: 2	N = 50 k = 5 p = 0 .centerPo Cube: 2 Axial: 4	N = 41 k = 5 p = 1 .centerPo Cube: 6 Axial: 1	N = 84 k = 6 p = 0 .centerPo Cube: 1 Axial: 6	N = 56 k = 6 p = 1 .centerPo Cube: 4 Axial: 2	N = 155 k = 7 p = 0 .centerPo Cube: 1 Axial: 11	
	5			N = 34 k = 4 p = 0 .centerPo Cube: 2 Axial: 2	N = 54 k = 5 p = 0 .centerPo Cube: 2 Axial: 4	N = 53 k = 5 p = 1 .centerPo Cube: 6 Axial: 1	N = 86 k = 6 p = 0 .centerPo Cube: 1 Axial: 6	N = 64 k = 6 p = 1 .centerPo Cube: 4 Axial: 2	N = 157 k = 7 p = 0 .centerPo Cube: 1 Axial: 11	
	9				N = 62 k = 5 p = 0 .centerPo Cube: 2 Axial: 4		N = 90 k = 6 p = 0 .centerPo Cube: 1 Axial: 6	N = 80 k = 6 p = 1 .centerPo Cube: 4 Axial: 2	N = 161 k = 7 p = 0 .centerPo Cube: 1 Axial: 11	N = 92 k = 7 p = 1 .centerPo Cube: 1 Axial: 4
17						N = 98 k = 6 p = 0 .centerPo Cube: 1 Axial: 6		N = 169 k = 7 p = 0 .centerPo Cube: 1 Axial: 11		

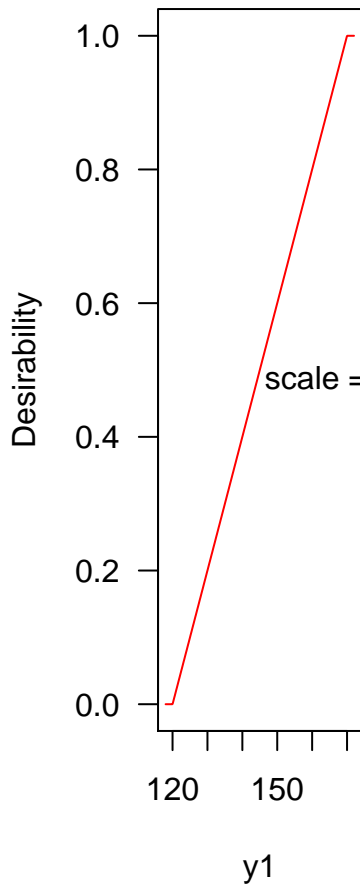
Desirability function for y1



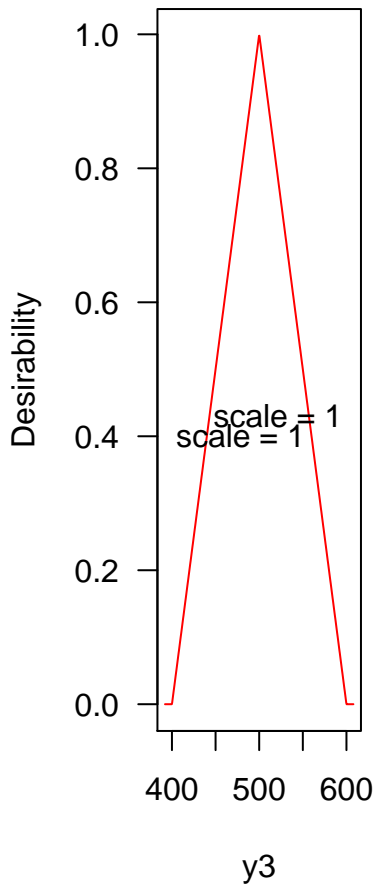
Desirability function for y3



Desirability function for y1

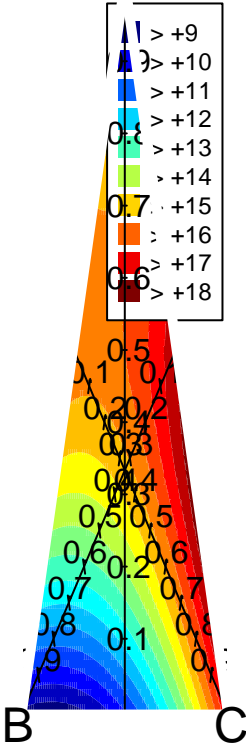


Desirability function for y3



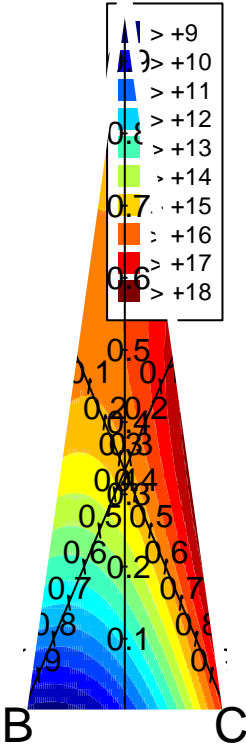
response Surface for elongaticresponse Surface for elongatic

A

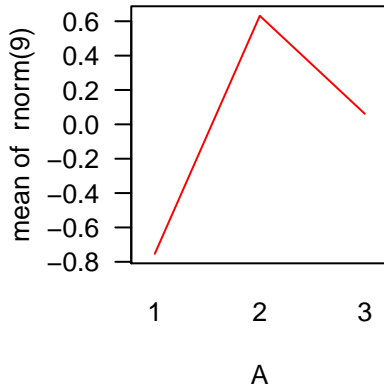


response Surface for elongaticresponse Surface for elongatic

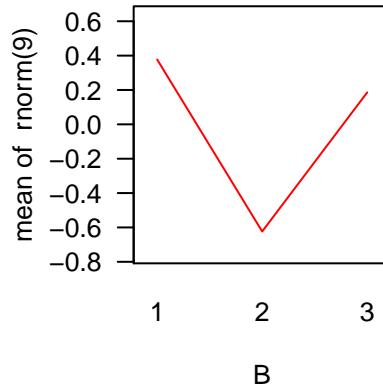
A



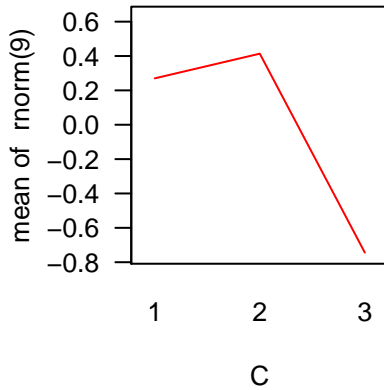
Effect Plot for rnorm(9)



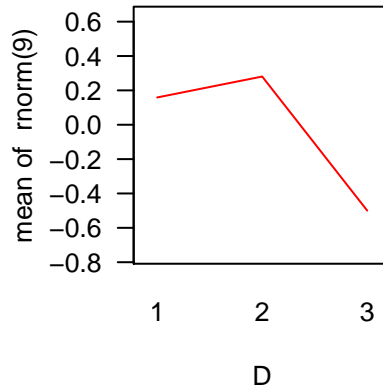
Effect Plot for rnorm(9)



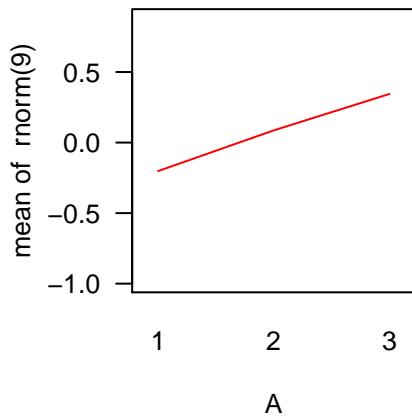
Effect Plot for rnorm(9)



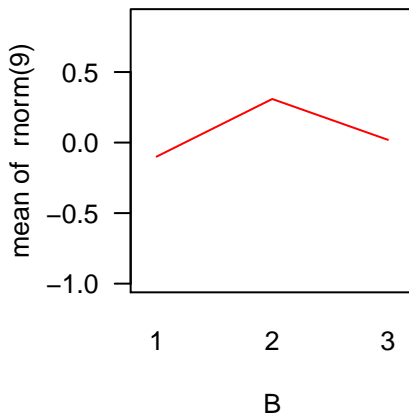
Effect Plot for rnorm(9)



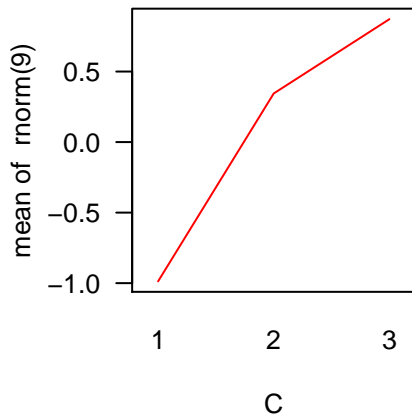
Effect Plot for rnorm(9)



Effect Plot for rnorm(9)



Effect Plot for rnorm(9)



Effect Plot for rnorm(9)

